

BABSON COLLEGE

Glavin Office of
International Education

International Student & Scholar Services Annual Report

FALL 2022



Prepared By:

Liz Saumsiegle

Director, International Student & Scholar Services

Contents

OVERVIEW

- 3 Letter from the Director
- 4 International Student & Scholar Services
- 5 Fall 2022 Overview

INTERNATIONAL STUDENT DATA

- 6 Fall 2022 International Student Fast Facts
- 8 International Student Representation Across Programs

EVENTS & WORK AUTHORIZATION

- 9 Annual Events
- 9 Curricular Practical Training (CPT)
- 10 Optional Practical Training (OPT)
- 11 J-1 Visiting Scholars

INTERNATIONAL STUDENTS BY REGION & COUNTRY

- 12 Africa
- 13 Asia
- 14 Europe
- 15 Latin America & Caribbean
- 16 Middle East, North America, Oceania

This document is a snapshot of the international population during the fall semester unless otherwise indicated throughout the report.

Excluded from these statistics are those enrolled in programs that take place exclusively in the spring and/or summer, U.S. permanent residents, U.S. dual citizens, Babson employees, cross-registered students, or those enrolled in Executive Education or Babson Academy programs.



The Glavin Office of International Education's International Student and Scholar Services (ISSS) team is committed to providing culturally sensitive and comprehensive advisory services of the highest quality to Babson's international students and scholars and their families. We educate and advise on ever-changing U.S. immigration regulations and provide outreach and support when events may affect our international population. As we do so, we are mindful of each student's unique experiences and complex identity (including but not limited to their nationality, heritage, faith, gender, sexual orientation, and socio-economic status).

As a snapshot in time for the fall semester, the ISSS annual report illustrates Babson's international population but does not capture all of the students or scholars with whom we work in a given year. Statistics not captured in this report include students only enrolled in the spring or summer semesters, or Executive Education and Babson Academy programs.


While this report also does not capture the estimated 328 U.S. dual citizens or 109 U.S. Permanent Residents currently enrolled, we recognize that they bring additional perspectives that further enrich our campus community.

For a second consecutive year, we welcomed more international students in fall 2022 than ever before, resulting in a 22% increase in international student enrollment from fall 2021. It continues to be a privilege to work with our diverse international population and with colleagues across campus who also strive to maintain Babson's commitment to creating a welcoming, affirming, and inclusive community for all students. I hope you find the report useful and welcome any comments or questions.

Elizabeth (Liz) Saumsiegle
Director, International Student & Scholar Services
Glavin Office of International Education

International Student & Scholar Services (ISSS)

The Glavin Office's ISSS team is one of the first to engage with admitted international students, months before they set foot on campus to assist them through the U.S. student visa process. Upon arrival and throughout their program ISSS provides support and guidance around immigration regulations, employment authorization, and adjusting to living in the U.S. ISSS staff also advise recent alumni authorized for U.S. work authorization for up to three years post-graduation.



F/J Immigration




Living in U.S.



U.S. Employment
(CPT, OPT, AT)



Travel to
the U.S.



Cultural Adjustment
& Resources

Meet the ISSS Staff



Liz Saumsiegle
Director



Nikki Nicosia
Associate Director



Ikuko Konda
Senior Advisor



Jill Bedarian
Advisor

[Meet the full Glavin Office of International Education team >>](#)

570

215 UNDERGRADUATE
355 GRADUATE

new international students
started their programs in
fall 2022.



36

exchange
students

– 30 UNDERGRADUATE
and 6 GRADUATE –

from 20 partner
institutions
attended Babson
on incoming
exchange during
the fall 2022
semester.



Global Scholars, Class of 2026

Babson welcomed 10 new undergraduate students from Brazil, Cambodia, India, Jamaica, Morocco, Romania, Turkey, Ukraine and United Kingdom as [Babson Global Scholars](#), members of a competitive, need-based scholarship program launched in 2014.



87

countries represented

International Student Population

 **811**
Undergraduate

 **584**
Graduate

 **38**
Exchange/Visiting

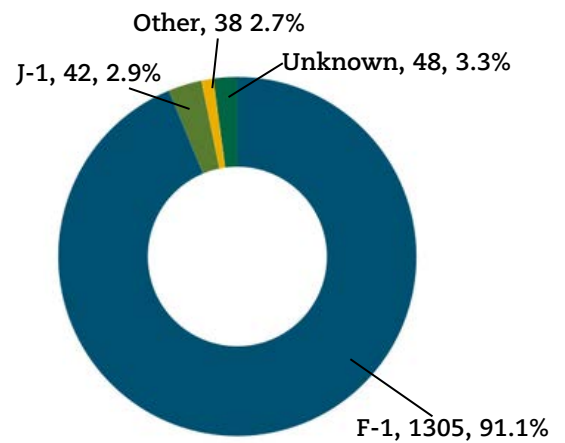
 **1433**
Total

International Student Percentage of Total Enrollment

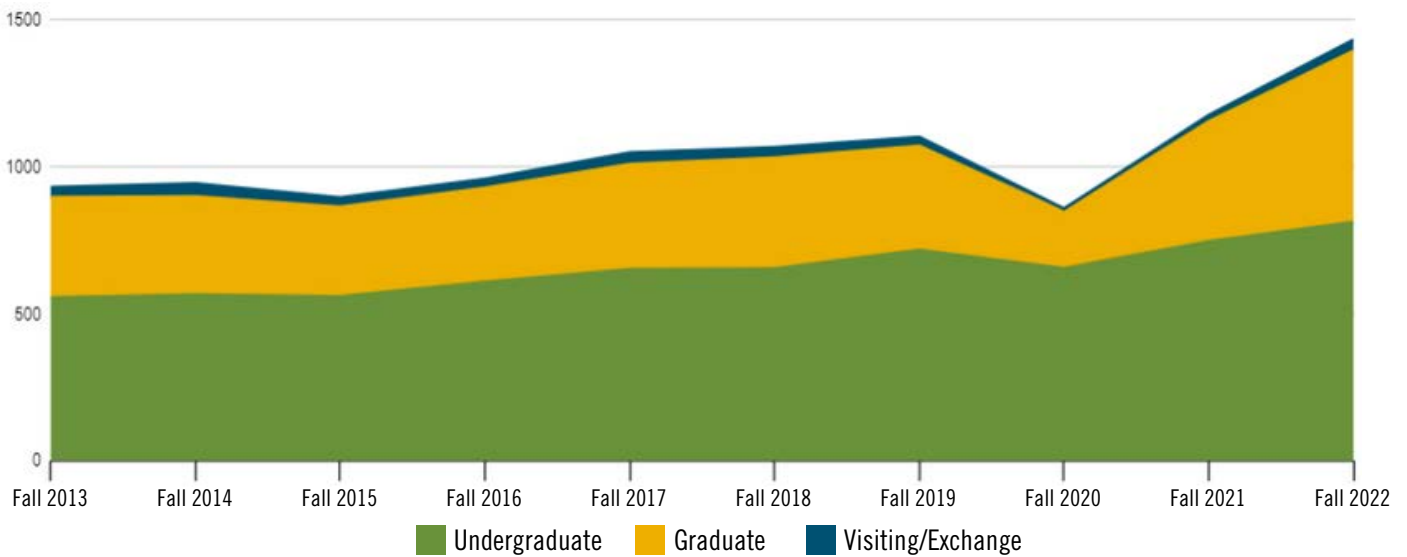
 **28%**
Undergraduate

 **47%**
Graduate

Visa Representation



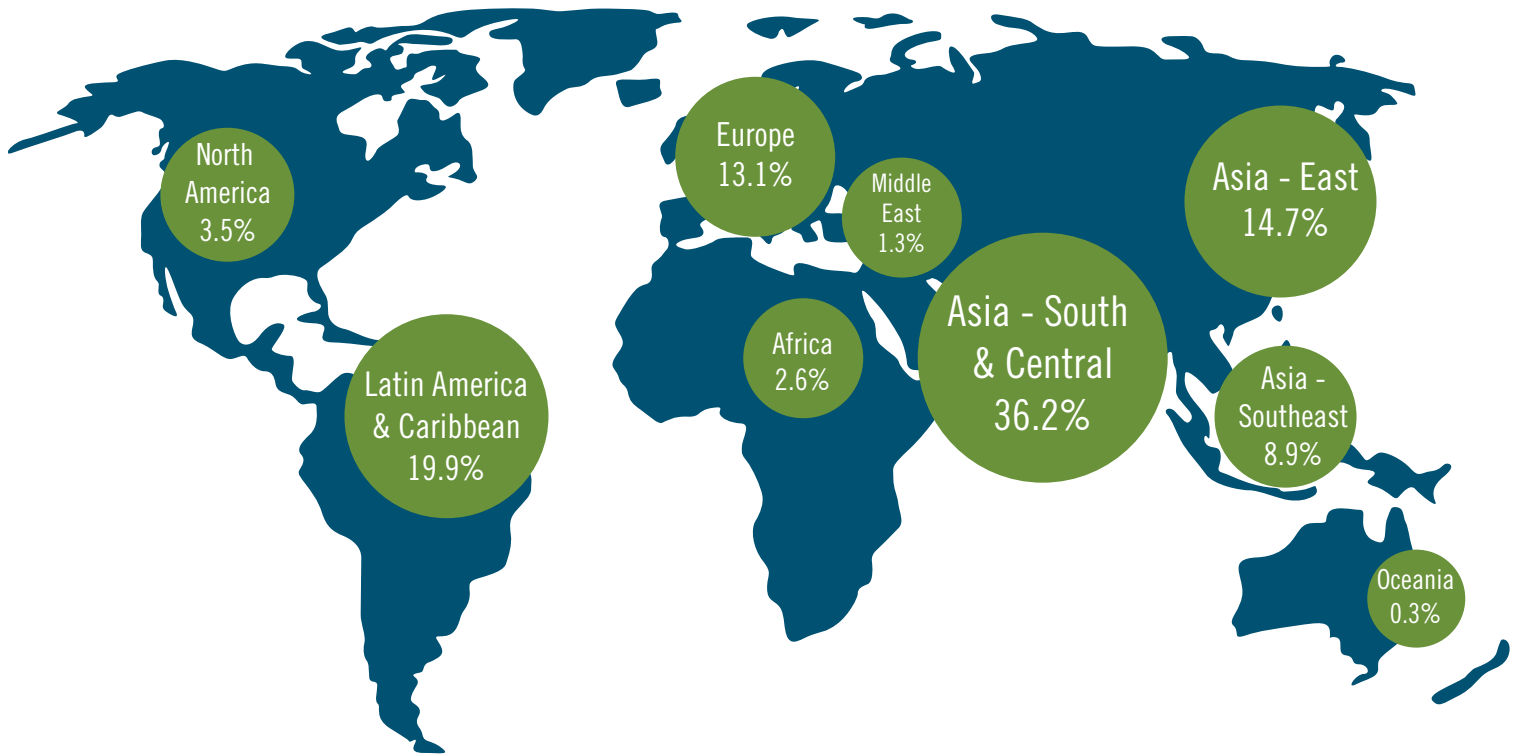
International Students 2013–2022



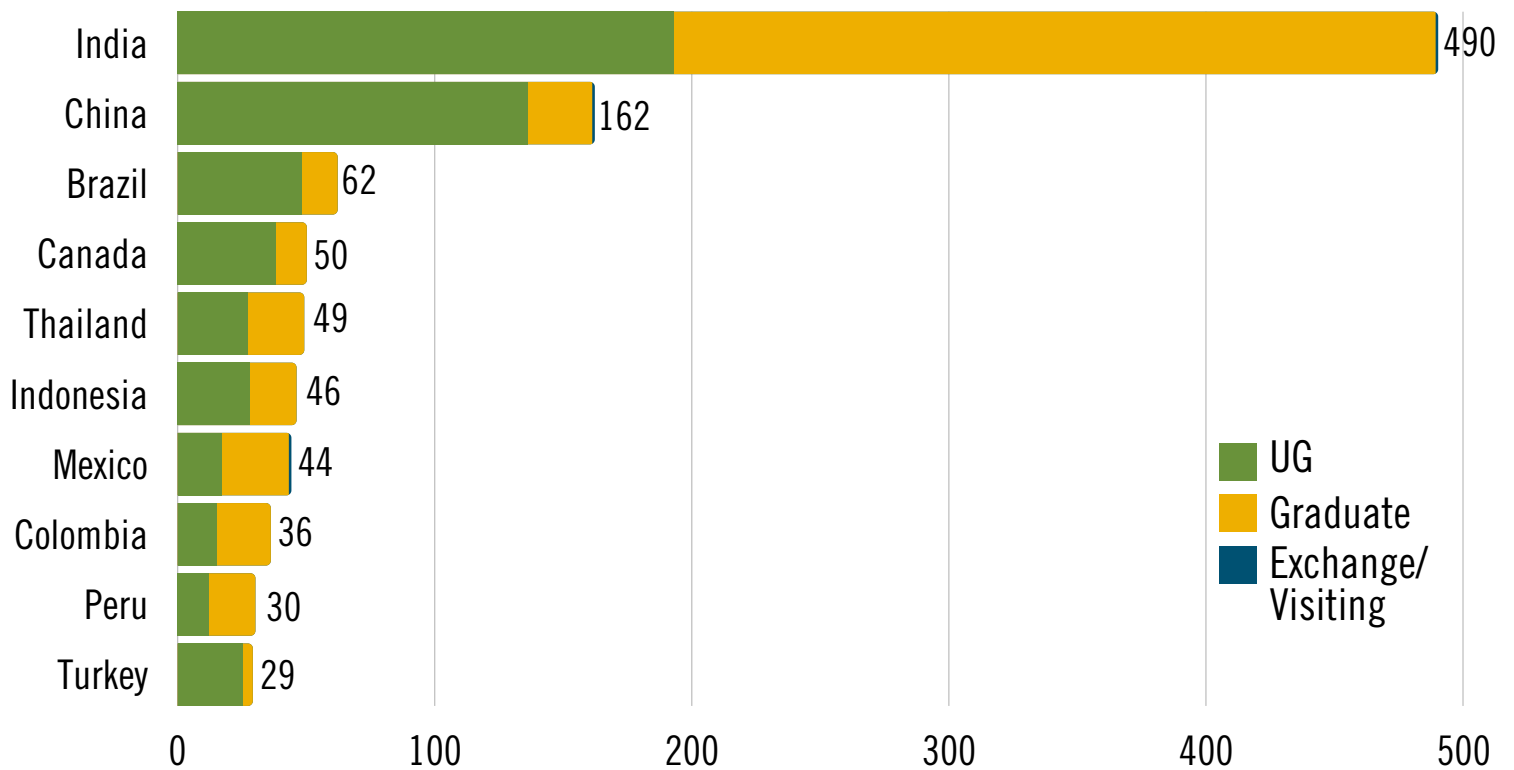
+ 54% Increase in international enrollment over the past ten years

+ 22% Increase in international enrollment between fall 2021 and fall 2022

Regional Diversity



Countries Most Represented



ONE YEAR MBA

73%

UNDERGRADUATE

28%

MS BUSINESS
ANALYTICS

80%

TWO YEAR MBA

84%

MS FINANCE

77%

BLENDED LEARNING
MBA - MIAMI

46%

MS
ENTREPRENEURIAL
LEADERSHIP

77%

ANNUAL EVENTS

The ISSS team collaborates on a variety of events that support our international student population and/or brings together our global community, which include:

- International Tea
- Beyond Babson: U.S. Work Visas (Immigration Attorney Presentation)
- International Education Week
- Graduate International Dinner

Graduate International Dinner



International Tea



CURRICULAR PRACTICAL TRAINING (CPT) AY 21/22

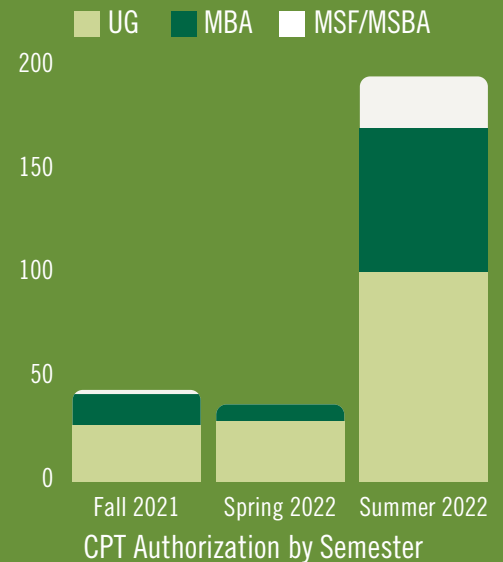
Curricular Practical Training (CPT) is temporary work authorization granted to F-1 international students to get practical training for a U.S. internship that is related to their degree as an “integral part of an established curriculum” (8 CFR 214.2(f)(10)(i)). F-1 students in eligible Babson programs are able to apply for CPT authorization after being enrolled in two semesters.

278

Number of CPT authorizations for U.S. internships during AY 21/22

238

Number of unique students (129 UG and 109 Grad) who interned in the U.S. under CPT during the fall, spring or summer semesters during AY 21/22.



OPTIONAL PRACTICAL TRAINING (OPT)

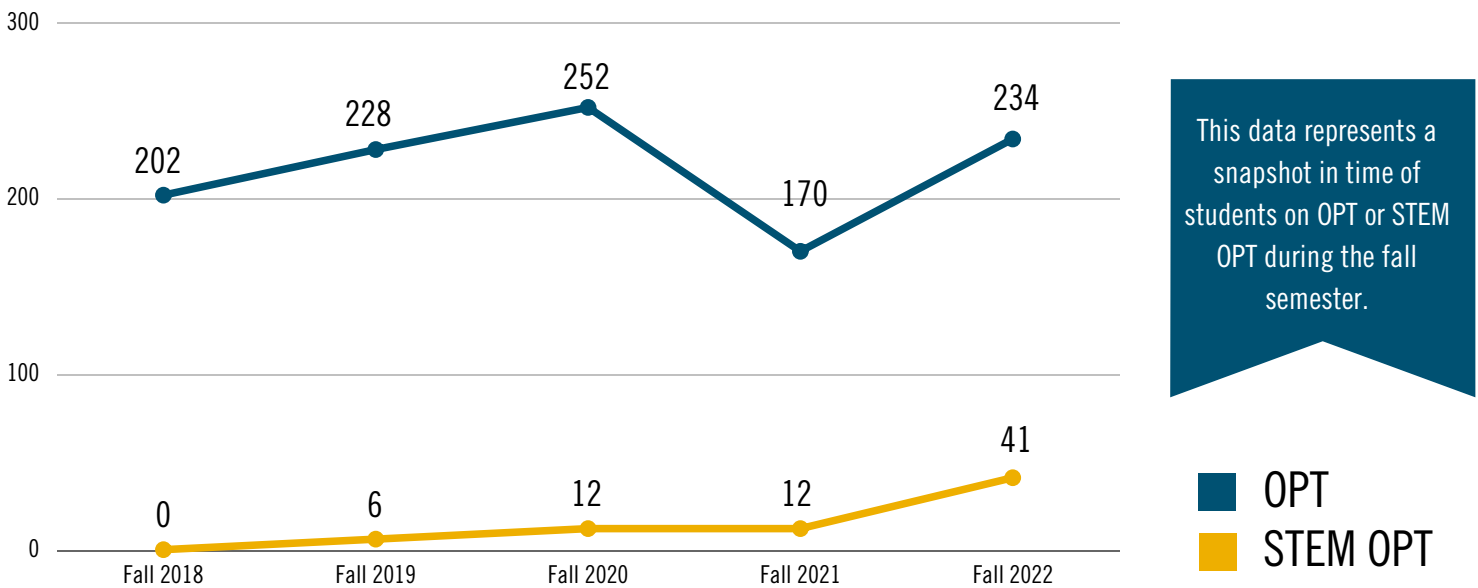
Optional Practical Training (OPT) is temporary employment authorization for F-1 international students related to their major area of study.

Post-Completion OPT is a period of OPT (typically 12 months) following a student's completion of their program.

STEM OPT is a 24-month extension of Post-Completion OPT for students who meet eligibility criteria pertaining to their job, employer and a degree in certain Science, Technology, Engineering, or Math (STEM) fields.

Four Babson graduate programs have STEM designation.

Five Year Summary: Post-Completion OPT & STEM OPT



68.8%



172

71 UG, 101 Grad

of May 2022 graduating F-1 international students applied for Post-Completion OPT work authorization.



J-1 VISITING SCHOLARS 2022

Nine Visiting Scholars from eight countries collaborated with Babson faculty and their departments during the 2022 calendar year for research or teaching opportunities under the J-1 Exchange Visitor program, administered through the U.S. Department of State (DOS).

Citizenships Represented



Austria
Chile
Germany
Indonesia
Italy
Sweden
Turkey
United Kingdom

Average length of stay
6 months




Scholar Categories

Research: 3
Short-Term Scholar: 6



Sponsoring Divisions

Accounting & Law
Babson Academy
Economics
Entrepreneurship
Finance
History & Society
Marketing
Operations & Information Management (OIM)



Visiting Scholars from Germany, Italy & Austria

Fall 2022 - International Students by Region & Country

| AFRICA | | | | | | | | | | |
|--------------|-----------|----------|----------|----------|----------|----------|----------|----------|----------|-----------|
| Country | UG | Graduate | | | | | | | Exchange | Total |
| | | 1 Yr MBA | 2 Yr MBA | MSEL | MSF | MSBA | BLMIA | Other* | | |
| Egypt | 2 | | 1 | | | | | | | 3 |
| Kenya | 3 | | | | | 1 | | | | 4 |
| Liberia | 3 | | | | | | | | | 3 |
| Morocco | 6 | | 1 | | | 1 | | | | 8 |
| Nigeria | 1 | 1 | 5 | | 2 | 1 | | 1 | | 11 |
| Rwanda | 3 | | | | | | | | | 3 |
| South Africa | 1 | | | | | | | | | 1 |
| South Sudan | 1 | | | | | 1 | | | | 2 |
| Tunisia | | | | | | 1 | | | | 1 |
| Zimbabwe | | | 1 | | | | | | | 1 |
| TOTAL | 20 | 1 | 8 | 0 | 2 | 5 | 0 | 1 | 0 | 37 |

Regional definitions are based on Institute of International Education (IIE) Annual Open Doors Report.

Graduate programs:

Master of Science in Management in Entrepreneurial Leadership (MSEL), Master of Science in Finance (MSF), Master of Science in Business Analytics (MSBA), Blended Learning MBA - Miami (BLMIA)

*Graduate, Other: Part Time MBA, Evening MBA, Master of Science in Advanced Entrepreneurial Leadership (MSAEL), Certificate in Advanced Management (CAM)

| ASIA - EAST | | | | | | | | | | |
|--------------|------------|----------|----------|----------|----------|----------|----------|----------|----------|------------|
| Country | UG | Graduate | | | | | | | Exchange | Total |
| | | 1 Yr MBA | 2 Yr MBA | MSEL | MSF | MSBA | BLMIA | Other* | | |
| China | 136 | 1 | 3 | 8 | 1 | 7 | | 5 | 1 | 162 |
| Hong Kong | 9 | | | | | | | | | 9 |
| Japan | 9 | | 4 | | | | 1 | 1 | 4 | 19 |
| Korea, South | 6 | | 1 | | | | | | | 7 |
| Macau | 3 | | | | | | | | | 3 |
| Mongolia | 1 | | | | | | | | | 1 |
| Taiwan | 8 | | 1 | | | | | | | 9 |
| TOTAL | 172 | 1 | 9 | 8 | 1 | 7 | 1 | 6 | 5 | 210 |

| ASIA - SOUTH & CENTRAL | | | | | | | | | | |
|------------------------|------------|----------|------------|-----------|-----------|-----------|----------|-----------|----------|------------|
| Country | UG | Graduate | | | | | | | Exchange | Total |
| | | 1 Yr MBA | 2 Yr MBA | MSEL | MSF | MSBA | BLMIA | Other* | | |
| Bangladesh | | | | | | | | 1 | | 1 |
| India | 193 | 8 | 141 | 49 | 46 | 34 | | 18 | 1 | 490 |
| Kazakhstan | 3 | | | | | | | | | 3 |
| Nepal | 2 | | 2 | | 1 | 1 | | | | 6 |
| Pakistan | 8 | | 1 | 1 | 2 | 2 | | 1 | | 15 |
| Sri Lanka | 1 | | 1 | | | | | | | 2 |
| Uzbekistan | | | | | 2 | | | | | 2 |
| TOTAL | 207 | 8 | 145 | 50 | 51 | 37 | 0 | 20 | 1 | 519 |

| ASIA - SOUTHEAST | | | | | | | | | | |
|------------------|-----------|----------|-----------|-----------|----------|----------|----------|----------|----------|------------|
| Country | UG | Graduate | | | | | | | Exchange | Total |
| | | 1 Yr MBA | 2 Yr MBA | MSEL | MSF | MSBA | BLMIA | Other* | | |
| Burma | 2 | | | | | | | | | 2 |
| Cambodia | 1 | | | | | | | 1 | | 2 |
| Indonesia | 28 | | 9 | 6 | 2 | | | 1 | | 46 |
| Malaysia | 1 | | | | 1 | | | | | 2 |
| Philippines | 4 | | 1 | | | | | 1 | | 6 |
| Singapore | 10 | | 1 | | | | | | 1 | 12 |
| Thailand | 27 | 4 | 5 | 9 | 1 | 2 | | 1 | | 49 |
| Vietnam | 4 | | | | 1 | 3 | | | 1 | 9 |
| TOTAL | 77 | 4 | 16 | 15 | 5 | 5 | 0 | 4 | 2 | 128 |

Regional definitions are based on Institute of International Education (IIE) Annual Open Doors Report.

Graduate programs:

Master of Science in Management in Entrepreneurial Leadership (MSEL), Master of Science in Finance (MSF), Master of Science in Business Analytics (MSBA), Blended Learning MBA - Miami (BLMIA)

*Graduate, Other: Part Time MBA, Evening MBA, Master of Science in Advanced Entrepreneurial Leadership (MSAEL), Certificate in Advanced Management (CAM)

| EUROPE | | | | | | | | | | |
|-----------------|------------|----------|-----------|----------|----------|----------|----------|----------|-----------|------------|
| Country | UG | Graduate | | | | | | | Exchange | Total |
| | | 1 Yr MBA | 2 Yr MBA | MSEL | MSF | MSBA | BLMIA | Other* | | |
| Austria | 2 | | | | | | | | 1 | 3 |
| Belgium | 5 | | | | | | | | 1 | 6 |
| Bulgaria | 1 | | | | | | | | 1 | 2 |
| Denmark | 1 | | | | | | | 1 | 1 | 3 |
| France | 6 | | 1 | | | | | 1 | 3 | 11 |
| Georgia | 2 | | | | | | | | | 2 |
| Germany | 3 | | | 2 | 1 | | | | 2 | 8 |
| Greece | 4 | 2 | 1 | | | | | | | 7 |
| Hungary | | | | 1 | | | | | | 1 |
| Ireland | | | | | 1 | | | 1 | 2 | 4 |
| Italy | 13 | | 2 | | | 1 | | | 3 | 19 |
| Lithuania | 1 | | | | | | | | | 1 |
| Netherlands | 1 | | | | 1 | 1 | | 1 | | 4 |
| North Macedonia | 1 | | | | | | | | | 1 |
| Norway | 2 | | | | | | 1 | | | 3 |
| Poland | 1 | | | | | | | | | 1 |
| Portugal | 3 | | | 1 | | | | | | 4 |
| Romania | 2 | | | | | | | | | 2 |
| Russia | 5 | | 3 | 1 | 1 | | | | | 10 |
| Slovenia | 1 | | | | | | | | | 1 |
| Spain | 12 | | 3 | | 1 | | | | 5 | 21 |
| Sweden | | | | | | | | | 2 | 2 |
| Switzerland | 12 | | | | | | | | 3 | 15 |
| Turkey | 25 | | 1 | | | 1 | | 2 | | 29 |
| Ukraine | 3 | | 1 | | | | | | | 4 |
| United Kingdom | 15 | 1 | | | 2 | | | 2 | 4 | 24 |
| TOTAL | 121 | 3 | 12 | 5 | 7 | 3 | 1 | 8 | 28 | 188 |

Regional definitions are based on Institute of International Education (IIE) Annual Open Doors Report.

Graduate programs:

Master of Science in Management in Entrepreneurial Leadership (MSEL), Master of Science in Finance (MSF), Master of Science in Business Analytics (MSBA), Blended Learning MBA - Miami (BLMIA)

*Graduate, Other: Part Time MBA, Evening MBA, Master of Science in Advanced Entrepreneurial Leadership (MSAEL), Certificate in Advanced Management (CAM)

| LATIN AMERICA & CARIBBEAN | | | | | | | | | | |
|---------------------------|------------|-----------|-----------|----------|----------|----------|-----------|-----------|----------|------------|
| Country | UG | Graduate | | | | | | | Exchange | Total |
| | | 1 Yr MBA | 2 Yr MBA | MSEL | MSF | MSBA | BLMIA | Other* | | |
| Argentina | 6 | | | | | | 1 | 1 | | 8 |
| Bolivia | 2 | | 1 | | | 1 | | | | 4 |
| Brazil | 48 | 1 | 3 | | | 3 | 3 | 4 | | 62 |
| Chile | 5 | 3 | 4 | | | | 5 | | | 17 |
| Colombia | 15 | 5 | 3 | | 2 | 1 | 9 | 1 | | 36 |
| Costa Rica | 1 | | | | | | | 2 | | 3 |
| Dominican Republic | 9 | | | | | | | | | 9 |
| Ecuador | 9 | | 1 | 1 | | 1 | | | 1 | 13 |
| El Salvador | 3 | | | | | | 1 | | | 4 |
| Guatemala | 4 | | 2 | 1 | | | 1 | | | 8 |
| Haiti | | | | 1 | | | | | | 1 |
| Honduras | 3 | | | | | | 1 | | | 4 |
| Jamaica | 1 | | | | | | | | | 1 |
| Mexico | 17 | 3 | 14 | 1 | 2 | 2 | 2 | 2 | 1 | 44 |
| Nicaragua | | | | | | | | 1 | | 1 |
| Panama | 21 | 1 | | | | | | | | 22 |
| Paraguay | 1 | | | | | | | | | 1 |
| Peru | 12 | 2 | 7 | 1 | 1 | | 7 | | | 30 |
| Trinidad and Tobago | | | | 1 | | | | | | 1 |
| Turks and Caicos Island | | | | | | | 1 | | | 1 |
| Venezuela | 5 | | | | | 1 | | 1 | | 7 |
| TOTAL | 162 | 15 | 35 | 6 | 5 | 9 | 31 | 12 | 2 | 277 |

Regional definitions are based on Institute of International Education (IIE) Annual Open Doors Report.

Graduate programs:

Master of Science in Management in Entrepreneurial Leadership (MSEL), Master of Science in Finance (MSF), Master of Science in Business Analytics (MSBA), Blended Learning MBA - Miami (BLMIA)

*Graduate, Other: Part Time MBA, Evening MBA, Master of Science in Advanced Entrepreneurial Leadership (MSAEL), Certificate in Advanced Management (CAM)

| MIDDLE EAST | | | | | | | | | | |
|----------------------|-----------|----------|----------|----------|----------|----------|----------|----------|----------|-----------|
| Country | UG | Graduate | | | | | | | Exchange | Total |
| | | 1 Yr MBA | 2 Yr MBA | MSEL | MSF | MSBA | BLMIA | Other* | | |
| Bahrain | 1 | | | | | | | | | 1 |
| Iraq | | | | 1 | | | | | | 1 |
| Jordan | 2 | | | | | | | | | 2 |
| Kuwait | 6 | | | 5 | | | | | | 11 |
| Saudi Arabia | 1 | | | | | 1 | | 1 | | 3 |
| United Arab Emirates | | | 1 | | | | | | | 1 |
| TOTAL | 10 | 0 | 1 | 6 | 0 | 1 | 0 | 1 | 0 | 19 |

| NORTH AMERICA | | | | | | | | | | |
|---------------|-----------|----------|----------|----------|----------|----------|----------|----------|----------|-----------|
| Country | UG | Graduate | | | | | | | Exchange | Total |
| | | 1 Yr MBA | 2 Yr MBA | MSEL | MSF | MSBA | BLMIA | Other* | | |
| Canada | 38 | 3 | 3 | 2 | 1 | | | 3 | | 50 |
| TOTAL | 38 | 3 | 3 | 2 | 1 | 0 | 0 | 3 | 0 | 50 |

| OCEANIA | | | | | | | | | | |
|--------------|----------|----------|----------|----------|----------|----------|----------|----------|----------|----------|
| Country | UG | Graduate | | | | | | | Exchange | Total |
| | | 1 Yr MBA | 2 Yr MBA | MSEL | MSF | MSBA | BLMIA | Other* | | |
| Australia | 4 | | | | | 1 | | | | 5 |
| TOTAL | 4 | 0 | 0 | 0 | 0 | 1 | 0 | 0 | 0 | 5 |

| | | | | | | | | | | |
|-------------------------------------|------------|-----------|------------|-----------|-----------|-----------|-----------|-----------|-----------|-------------|
| TOTAL INTERNATIONAL STUDENTS | 811 | 35 | 229 | 92 | 72 | 68 | 33 | 55 | 38 | 1433 |
|-------------------------------------|------------|-----------|------------|-----------|-----------|-----------|-----------|-----------|-----------|-------------|

Regional definitions are based on Institute of International Education (IIE) Annual Open Doors Report.

Graduate programs:

Master of Science in Management in Entrepreneurial Leadership (MSEL), Master of Science in Finance (MSF), Master of Science in Business Analytics (MSBA), Blended Learning MBA - Miami (BLMIA)

*Graduate, Other: Part Time MBA, Evening MBA, Master of Science in Advanced Entrepreneurial Leadership (MSAEL), Certificate in Advanced Management (CAM)